

# Gallock Wedge Lock Washers

## Dimension chart

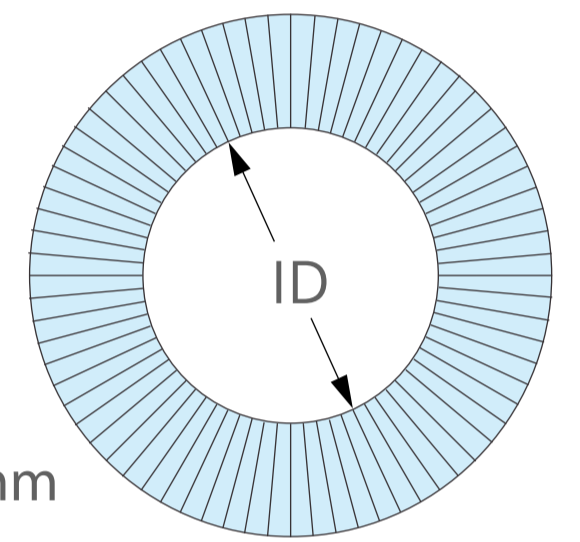
Bolt size			ID [mm]	OD [mm]	Thickness t [mm]
Washer Size	Metric	UNC			
GL3	M3	#5	3.4	7.0	1.8
GL3.5	M3.5	#6	3.9	7.6	1.8
GL3.5 ED	M3.5	#6	3.9	9.0	1.8
GL4	M4	#8	4.4	7.6	1.8
GL4 ED	M4	#8	4.4	9.0	1.8
GL5	M5	#10	5.4	9.0	1.8
GL5 ED	M5	#10	5.4	10.8	1.8
GL6	M6		6.5	10.8	1.8
GL6 ED	M6		6.5	13.5	2.5
GL8	M8	5/16"	8.7	13.5	2.5
GL8 ED	M8	5/16"	8.7	16.6	2.5
GL10	M10		10.7	16.6	2.5
GL10 ED	M10		10.7	21.0	2.5
GL11	M11	7/16"	11.4	18.5	2.5
GL12	M12		13.0	19.5	2.5
GL12 ED	M12		13.0	25.4	3.4
GL14	M14	9/16"	15.2	23.0	3.4
GL14 ED	M14	9/16"	15.2	30.7	3.4
GL16	M16	5/8"	17.0	25.4	3.4
GL16 ED	M16	5/8"	17.0	30.7	3.4

Bolt size			ID [mm]	OD [mm]	Thickness t [mm]
Washer Size	Metric	UNC			
GL18	M18		19.5	29.0	3.4
GL18 ED	M18		19.5	34.5	3.4
GL20	M20		21.4	30.7	3.4
GL20 ED	M20		21.4	39.0	3.4
GL22	M22	7/8"	23.4	34.5	3.4
GL22 ED	M22	7/8"	23.4	42.0	4.6
GL24	M24		25.3	39.0	3.4
GL24 ED	M24		25.3	48.5	4.6
GL27	M27		28.4	42.0	5.8
GL27 ED	M27		28.4	48.5	5.8
GL30	M30	1 1/8"	31.4	47.0	5.8
GL30 ED	M30	1 1/8"	31.4	58.5	6.6 #
GL33	M33	1 1/4"	34.4	48.5	5.8
GL33 ED	M33	1 1/4"	34.4	58.5	6.6 #
GL36	M36	1 3/8"	37.4	55.0	5.8
GL36 ED	M36	1 3/8"	37.4	63.0	6.6 #
GL36 RW	M36	1 3/8"	37.4	55.0	6.5 *
GL39	M39	1 1/2"	40.4	58.5	5.8
GL42	M42		43.2	63.0	5.8

GL3 – GL8  
ID: ±0.1 mm

GL10 – GL42  
ID: ±0.2 mm

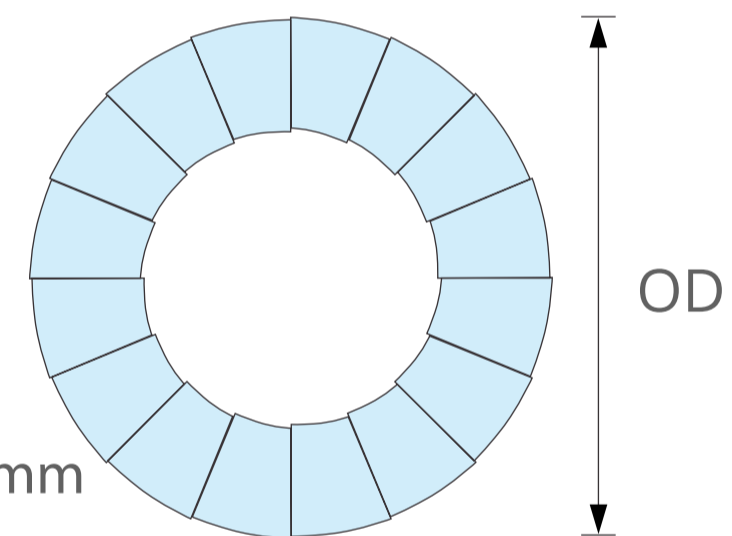
GL45 – GL52  
ID: +0.5/-0.0 mm



GL3 – GL24  
OD: ±0.2 mm

GL27 – GL42  
OD: ±0.3 mm

GL45 – GL52  
OD: +0.0/-2.0 mm

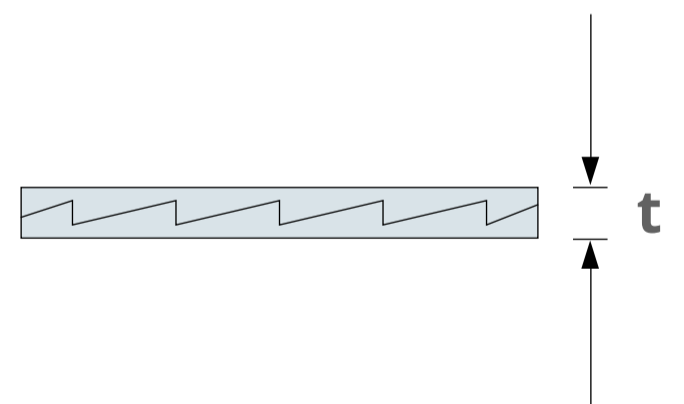


GL3 – GL42  
t: ±0.25 mm

GL45 – GL52  
t: ±0.75 mm

\* t: ±0.3 mm

# t: +0.0/-0.5 mm



**Materials :** Steel, Spring Steel, Alloy Steel

**Coatings :** Zinc Flake Coatings